

UNITHERM™ 2256/2266 LOW TEMPERATURE MAINTENANCE SELF-REGULATING ELECTRIC TRACE TUBING

Principal of Operation

Unitherm 2256/2266 LTM (Low Temperature Maintenance) Electric Trace tubing is comprised of single or multiple process tubes, a low temperature self-regulating heating element with tinned copper braid, a heat reflecting foil wrap, moisture resistant, non-wicking, inorganic, fibrous glass thermal insulation, and a 105°C black flame retardant PVC jacket. This highly efficient design will provide temperature maintenance of 33°F (1°C) at -60°F (-51°C) ambient. The standard product is available with a 5 W/ft. 120 VAC or 240 VAC self-regulating heating element. Designs are Factory Mutual Approved for Class 1, Division 2, Groups B, C, & D areas.

Features

- Self-regulating heating element.
- Pre-insulated and prefabricated for fast, easy installation.
- Consistent and predictable thermal characteristics.
- Maintenance free
- Class I, Division 2 design.

Applications

- Analyzer and Instrument lines
- Small diameter process lines
- Impulse lines

How to Specify

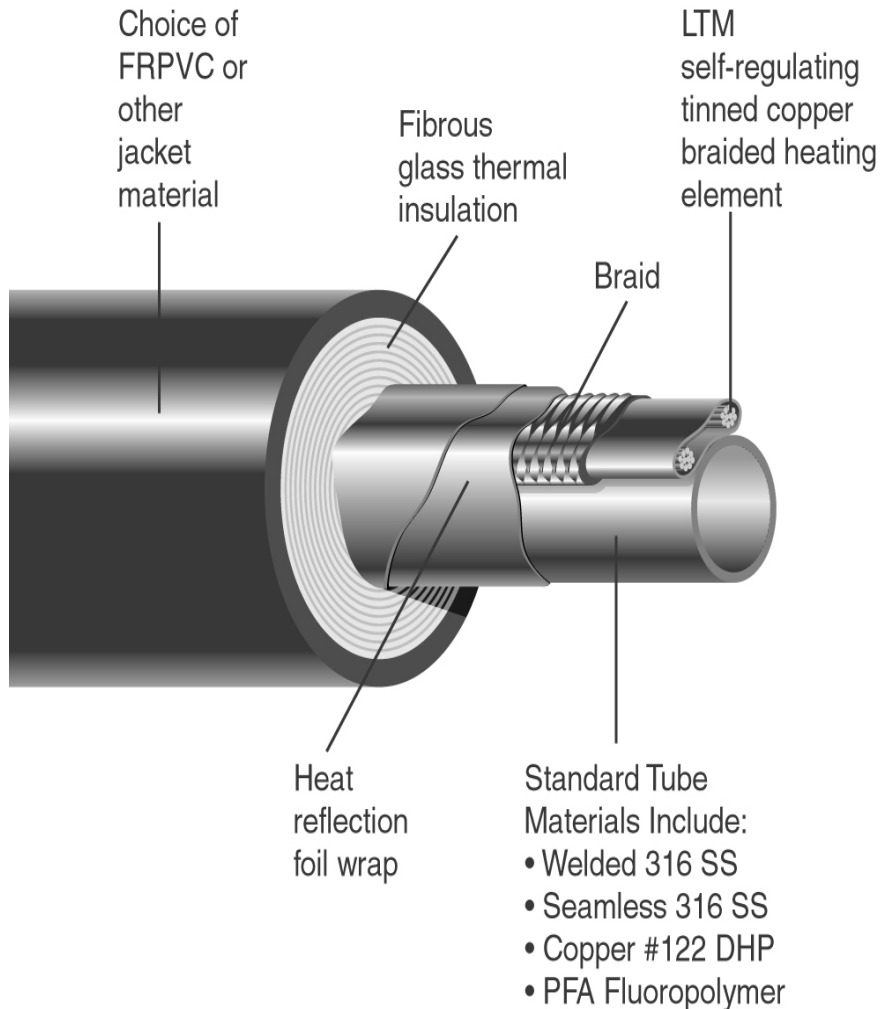
Example: 2256-20A30

Unitherm self-regulating LTM electric trace tubing (1) 1/4" O.D. x .035" wall 316-Welded S/S tube; 5 W/ft @ 120 VAC self-regulating tinned copper braided heating element; moisture resistant, non-wicking, inorganic fibrous glass thermal insulation; 105°C black PVC jacket;

MTR**= 185°F (85°C)

* **Maximum Temperature Rating is the design condition for which this product is manufactured. Temperatures in excess of this rating may result in deterioration of the components or changes in the operational characteristics.

Copyright 2003 Dekoron/Unitherm. All rights reserved
Form 2256/66LTET 040903



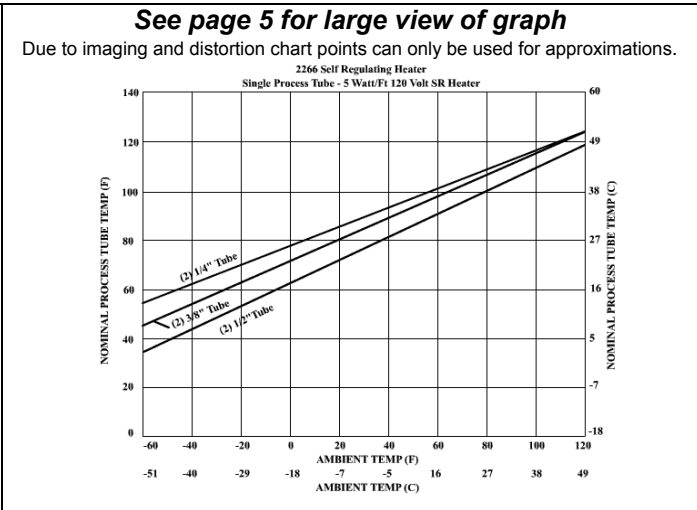
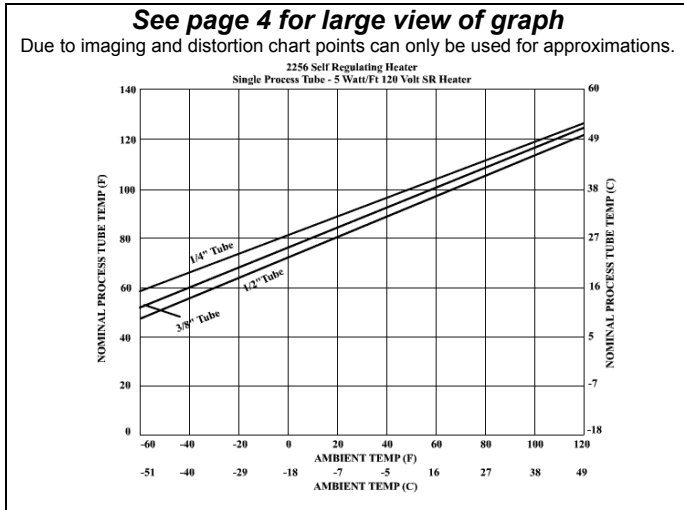
Refer to Product Derivation for options on Tube Mat'l's & Jackets

How to order: 2256-	X	X	A*	X	X	Single Process Line
How to order: 2266-	X	X	X	X	X	Multiple Process Lines
Process Tube O.D. 2 = 1/4" 3 = 3/8" 4 = 1/2" 5 = 5/8" 6 = 3/4" *Single Tube Only						
Process Tube Material 0 = 316 S/S Welded 1 = #122 Copper 4 = PFA Fluoropolymer 7 = 316 S/S Seamless						
Number of Process Tubes A = 1 B = 2 C = 3 D = 4 E = 5						
Heater Type 30= 5 W/ft./ 120 VAC Tinned Copper Braid Class 1 Div. 2 90= 5 W/ft. /240 VAC Tinned Copper Braid Class 1 Div. 2						

Note: Constructions and materials other than listed above are available upon request. Factory Mutual approvals require the use of Unitherm components and accessories. CSA approved heater. See page 3 for expanded product offering.

TECHNICAL INFORMATION UNITHERM™

2256/2266 LOW TEMPERATURE MAINTENANCE SELF-REGULATING ELECTRIC TRACE TUBING - LTM



Electrical Specifications

Heater Type.....	Self-Regulating
Heater Insulation...	Flame Retardant Thermoplastic
Circuit Length.....	270 Ft. @ 120 VAC 540 Ft. @ 240 VAC
Bus Wire Size (AWG).....	16
Power Output.....	5 watts/ft. @120 VAC or 240 VAC @ 50°F
Alternate Voltage...	Unitherm 240 VAC Self-regulating heaters can be operated at alternative voltages. The chart below compares heater power output with product rating.

Adjustment Factor	
Adjustment Factor	208 VAC 76%
Adjustment Factor	277 VAC 128%

Rating per
N.E.C. 500..... T5

If started	Breaker Sizing vs. Max Circuit Length (feet)			
	15A	20A	30A	40A
@50°F	230	460	270	540
@0°F	150	300	200	400
@-20°F	130	260	175	345

Alternate flame retardant jacket materials available including:

- Low Temperature Flame Retardant Polyvinyl
- Flame Retardant Urethane
- Flame Retardant Thermoplastic Elastomer

Tube O.D	Standard Wall Thickness***	Material (1)	ASTM	Working Pressure @ 200°F	Max. Coil Length Feet
1/4"	.035"	316-S/S WLD	A-269	5320 psi**	500'*
3/8"	.035"	316-S/S WLD	A-269	3400 psi**	400'*
1/2"	.035"	316-S/S WLD	A-269	2500 psi**	300'*
1/4"	.030"	#122 Copper	B-68 B-75	1600 psi	1000'
3/8"	.032"	#122 Copper	B-68 B-75	1200 psi	1000'
1/2"	.035"	#122 Copper	B-68 B-75	950 psi	1000'
1/4"	.030"	PFA	--	75 psi	500'*
3/8"	.062"	PFA	--	75 psi	500'*
1/2"	.062"	PFA	--	50 psi	500'*

* Longer Coil Length available upon request ** Value given are for Welded. Seamless is slightly higher
*** Heavier wall thickness available (1) Other tube material available

Product Specifications

Jacket.....	105°C Black PVC
Insulation.....	Moisture resistant, non-wicking, Inorganic Fibrous Glass
Product Rating.....	185°F (85°C)

Nominal Bundle O.D...	Process Tube O.D.	Bundle O.D.
	1/4"	1.25"
	3/8"	1.40"
	1/2"	1.50"
	(2) 1/4"	1.50"
	(2) 3/8"	2.00"
	(2) 1/2"	2.30"

Nominal Weight (Lb/ft)	Process Tube O.D.	Bundle Weight
	1/4"	.4
	3/8"	.5
	1/2"	.6
	(2) 1/4"	.5
	(2) 3/8"	.7
	(2) 1/2"	1.0

Installation Recommendation

See Installation Guidelines for details.

Maximum Support Centers.....Vertical – 15 Feet
Horizontal – 6 Feet

Maximum Bending Radius.....	Process Tube O.D.	Bundle O.D.
	1/4"	6"
	3/8"	8"
	1/2"	10"
	(2) 1/4"	8"
	(2) 3/8"	10"
	(2) 1/2"	12"
Minimum Installation Temperature for PVC	+ 15°F (-9°C)	

DEKORON/UNITHERM™

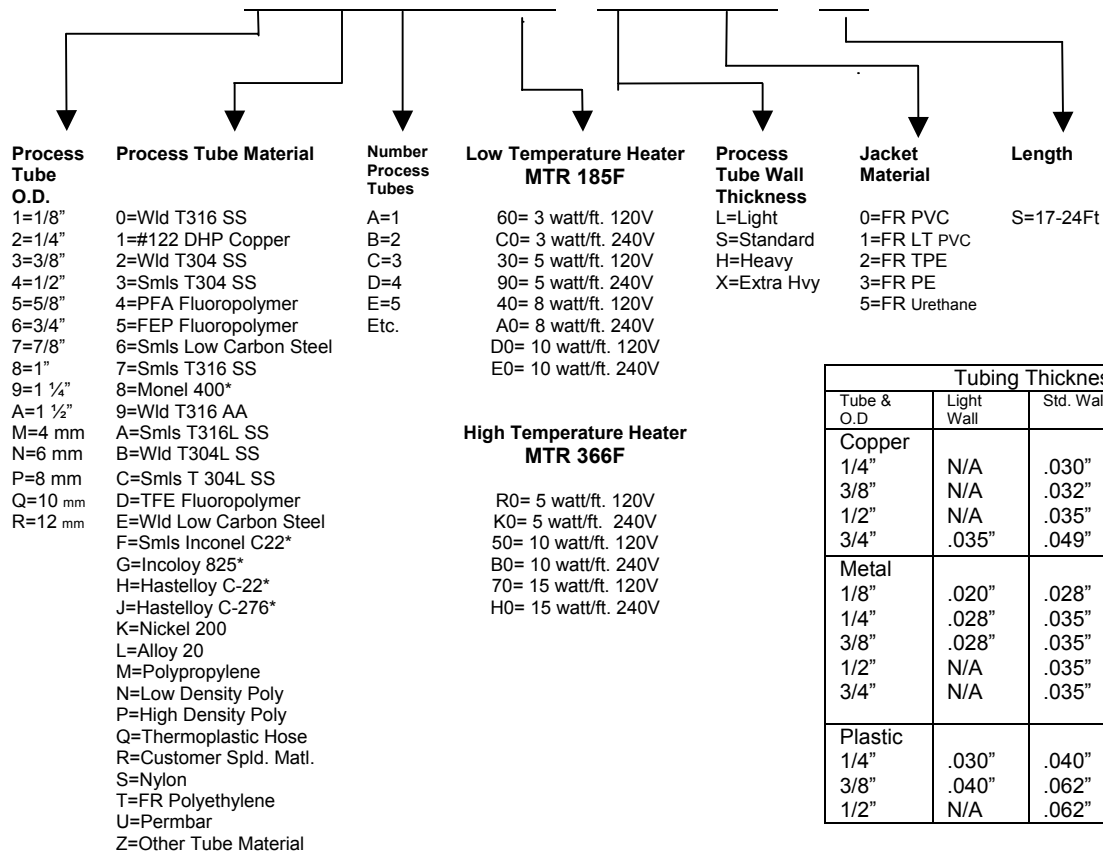
1531 Commerce Creek Blvd.
Cape Coral, Florida 33909
Phone: 239-995-8111
Fax: 239-995-8027

DEKORON/UNITHERM™

1531 Commerce Creek Blvd.
Cape Coral, Florida 33909
Phone: 239-995-8111
Fax: 239-995-8027

Product Derivation Dekoron/Unitherm Self-Regulating (SR) Electric Trace Tubing – MTR 185°F or 366°F

2256- X X A X X - X X 0 - X Single Process Tube
2266- X X X X X - X X 0 - X Multiple Process Tube



Tubing Thickness Standards				
Tube & O.D	Light Wall	Std. Wall	Hvy Wall	X-Hvy Wall
Copper				
1/4"	N/A	.030"	.032"	.049"
3/8"	N/A	.032"	.035"	.049"
1/2"	N/A	.035"	.049"	.065"
3/4"	.035"	.049"	.065"	.093"
Metal				
1/8"	.020"	.028"	.035"	N/A
1/4"	.028"	.035"	.049"	.065"
3/8"	.028"	.035"	.049"	.065"
1/2"	N/A	.035"	.049"	.065"
3/4"	N/A	.035"	.049"	.065"
Plastic				
1/4"	.030"	.040"	.047"	.062"
3/8"	.040"	.062"	.093"	N/A
1/2"	N/A	.062"	.093"	N/A

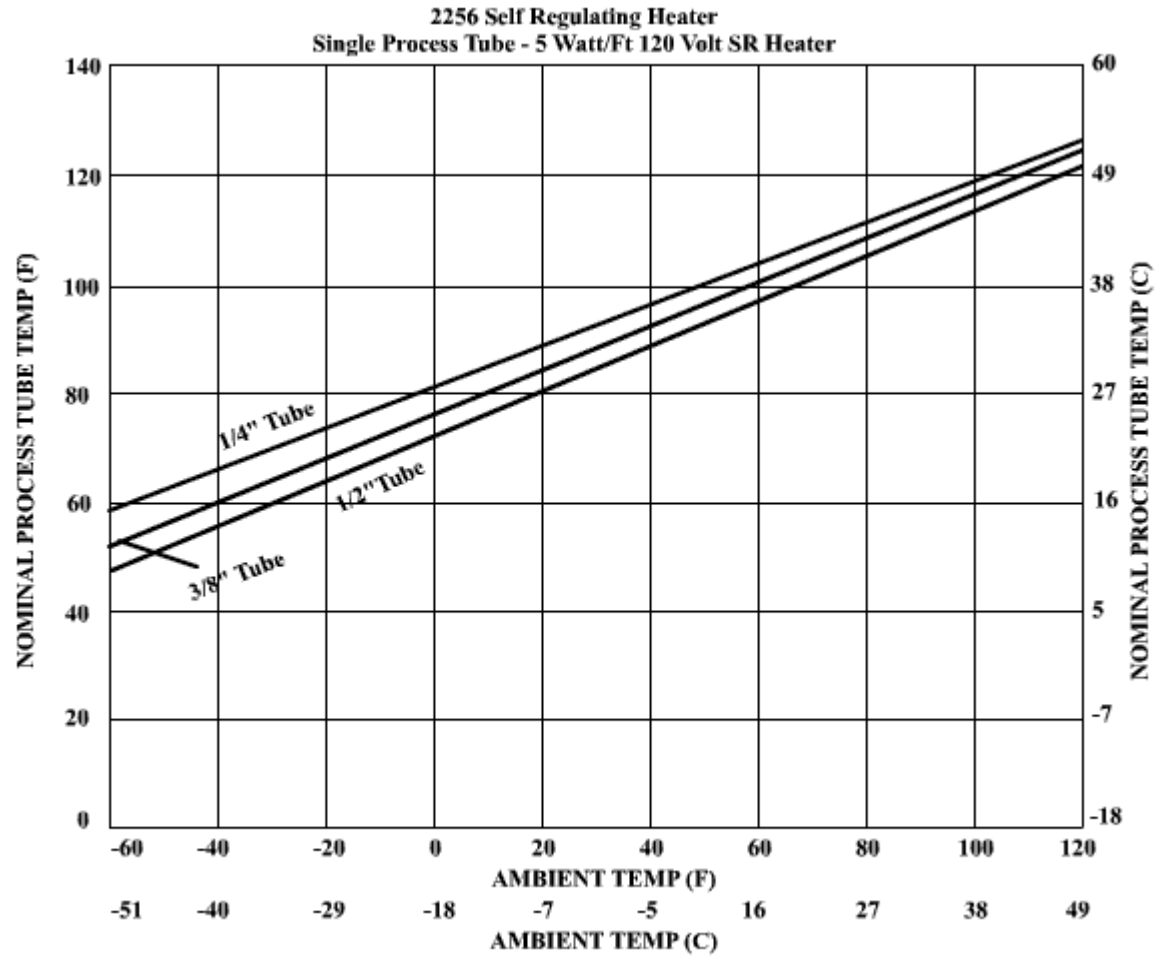
NOTES:

- Reference tubing and material selection are to determine appropriate derivations.
 - Thirteen (13) digit part numbers are used only for products which require outer jacketing material other than our standard FR PVC or if material is required in 17'-24' straight length rather than maximum coil length.
 - Specially designed bundles can be engineered for temperatures beyond the maximum temperature rating (MTR).
 - Jacketing material with "FR" = Flame – Retardant.
 - Heater styles noted are supplied with tinned copper over-braid approved for use in FM and CSA Class 1, Division 2, Groups B, C & D areas providing the approved connection/termination kit is used. Alternate jacket materials are available for Class 1, Division 1, and General Purpose area. Please contact factory.
- *Hastelloy is a trade name of Haynes International, Inc.
 *Monel, Inconel, and Incoloy are trade names of Inco Alloys International, Inc.

DEKORON/UNITHERM™

1531 Commerce Creek Blvd.
Cape Coral, Florida 33909
Phone: 239-995-8111
Fax: 239-995-8027

Due to imaging and distortion chart points can only be used for approximations.



DEKORON/UNITHERM™

1531 Commerce Creek Blvd.
Cape Coral, Florida 33909
Phone: 239-995-8111
Fax: 239-995-8027

Due to imaging and distortion chart points can only be used for approximations.

