



V3/2-H

Electrically heated valves series V3/2-H, MV3/2-H

**Version V3/2-H /PE, 3/2-way ball valve,
electrically heated up to 180 °C**

**Version MV3/2-H, 3/2-way solenoid
valve, electrically heated up to 180 °C,**

- Electrically heated up to max. 180 °C
- Integrated thermostat
- Status contact output
- Sure connection technique
- No cold bridges
- Easy to maintain
- Option ball valve with position identification

Application

In analysis technique, often temperatures must be kept above the sample gas dew point. Therefore, it is absolutely necessary to avoid cold bridges. In order to ensure this, the temperature regulated **M&C** three-way valves **V3/2-H** and **MV3/2 H** are used for the cut-off or switching-over of sample gases and test gases up to an operating temperature of 180 °C.

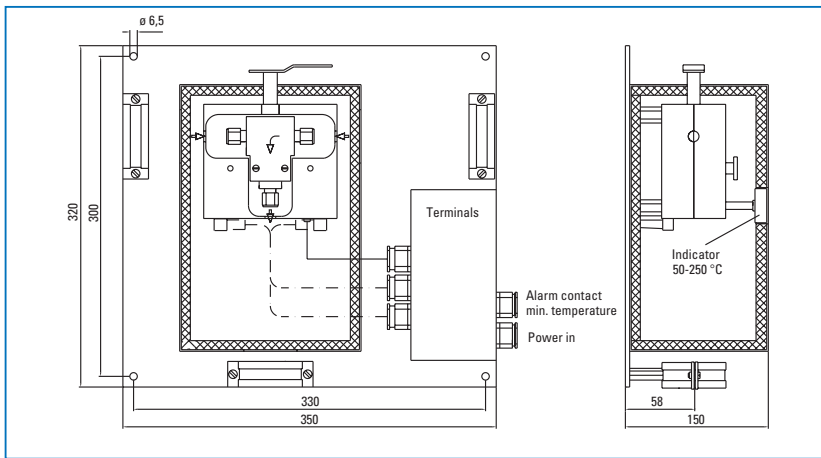
Description

The **M&C** electrically heated valves are fixed on a mounting plate, decoupled from heat and covered with an insulated enclosure. The heater consists of a heating element with high capacity. The temperature is adjustable on the integrated thermostat up to 180 °C with high temperature limiter and low temperature alarm.

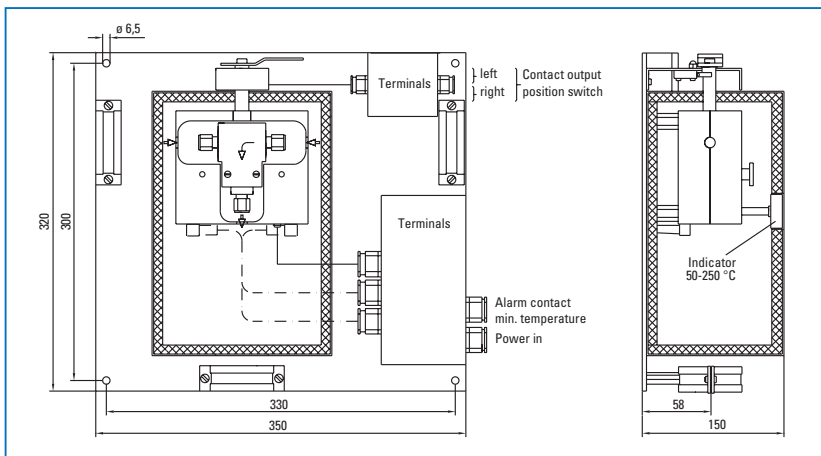
The heat insulated enclosure with a bushing for the dial thermometer is equipped with quick acting bentlever closures. The connection box with integrated thermostat is installed outside the enclosure on the mounting plate. Version **V3/2-H/PE** has got an additional connecting box for the contact output of the position identification. The power supply for the solenoid valves version **MV3/2-H** is 24V DC and the additional connecting box is installed on the mounting plate. In order to prevent cold bridges, the connecting fittings are heated by means of thermal conducting jaws. The electrically heated sample lines type **3/4/5-N/M/H** – see data sheet 2-6.1 – are fixed with mounting brackets.

Dimensions

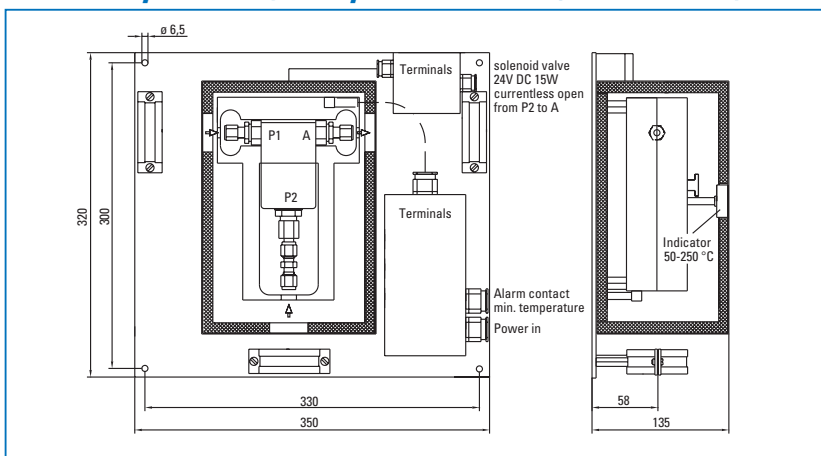
Electrically heated 3/2-way ball valve, version V3/2-H



Electrically heated 3/2-way ball valve with position identification, version V3/2-H/PE



Electrically heated 3/2-way solenoid valve, version MV3/2-H



Dimensions in mm

Technical Data

	V3/2-H	V3/2-H/PE	MV3/2-H
Part-No.	03V3000 (a)**	03V3010 (a)**	03V2000 (a)**
Position identification	no	yes	no
Nominal width / C_v-value	DN 7, C _v 1,7	DN 7, C _v 1,7	DN 4, C _v 0,4
Operating pressure	max. 30 bar		max. 2 bar
Sample gas temperature	max. +180 °C		
Ambient temperature	-25 to +60 °C		
Storage temperature	-25 to +80 °C		
Gas connections	tube connectors ø6 mm, optional ø1/4" type Swagelok		
Temperature controller	capillary thermostat with high temperature limiter and low temperature alarm integrated in electrical connection box		
Operating temperature	adjustable from 0 to 180 °C, set at factory to 180 °C		
Dial thermometer	Indicating range 50 to 250 °C		
Temperature alarm contact	alarm point $\Delta T -30\text{ °C}$ to T_{Set} , change over contact, voltage free; contact rating 250V, 3A~, 0,25A=		
Position identification		change over contact voltage free, contact rating 250V AC 1A	
Power supply solenoid valves			24V DC 15W
Power supply	230V 50Hz, 350VA **optional 115V 60Hz (a)		
Electrical connections	terminals 4 mm ² , 2x cable glands PG13 (3x with V3/2-H/PE, MV3/2-H)		
Degree of protection / Electrical standard	IP 54 EN60529 / EN 61010, EN60519-1		
Dimensions	350 x 320 x 150 mm (w x h x d)		350 x 320 x 135 mm (w x h x d)
Weight	7,5 kg		8 kg
Stackant volume	approx. 5 cm ³		approx. 5 cm ³
Materials of sample contacting parts	stainless steel 316Ti, PTFE		stainless steel 316Ti, FFKM, FPM
Mounting	Wall mounting		